

ADVANCED TECHNOLOGY



Rubio[®]
MONOCOAT PROTECTS AND COLOURS YOUR WOOD IN ONE SINGLE LAYER





1

□ 5□□ □ □ 5 8!□□ 7□

□ 55□ □ □ 5□4

5□ / /□ /□B □, 53□ .4□ /4□ .7□□□ 4□/-0/□43
□□ □ ., 9.□52□ 02/□□ 43□ / /□ /□B □, 53□ . 4
□.4 □.6 /, □□□□ □□/-0/□43 = EB □□ □

□ 5 □ □ 4!7□ □ □ □ □ :□ □ □ 8□85

5:□□ 5A □ 5□

5□ / /□ /□B □, 53□ □ 7□4)4□ 234-□□. 3□□
7// □ -/, □ 5□□□ .(7□ 4).□ , -□-□ .(/23 □52□□.
□) 3□87)9 4□ /3 5-04□.□ 3-5□), /7□4)□□ 4)□2□ 4□□
7// □ □ 3□.(3 934□

□ :5□ □ 5 □

□□, □ 5□□□ .(□ 2□□ □2□ □ /(. □ 4□02 /4□ 4□
/□ 4□.4)□ 3-, □ 5□□□ .(□ 4□86□9 □0/24□4/2 □ □ 4□
2□ 4□4□ -□□□ .54□)□4□4□ □ □ □ □
4)□ 42.(□4)□2 /4□ 4□7□ ,□

□□ □□

B □□ □□ □,5/3□ □ □ □ □, □ 5□,9□□ 52053
02□□ 47 □./, /.(□□ □□4□ 4)□□/□4)□□
/□ /□, □ □□ 4□□□ 3□37)9 /6 □,□3 /23 4□4□-□+3 □ □
□ /□□

5□ □70 □ □ !7!4□ □ 5 □7!□5:5□

4□80□.4□ 34□00, 9□ □ /□ □ □/4/ 0/□□ / /□ /□
B□, 53□ □3 □□ 3□ 42□□ □7□ ,,/4□ □ □□□□ 4)4)□
□□/□ □□ □ /27 □4)□2□ -□□ ,9□□ /□ /□, □ □

□ □ □ 5□

□) 34□)/, /9 □ /73 ,/□□2□□ 2/□□ □ /23 □2□□□
/., 94)□ □/□ □ □ 7□,, □ /2□)□2 /□□ 4)□2 /□□ 4
□ 44/4)□ □□□□□□□ □□ ,,/4□□ □ □□
4)□ □ 4□.4□-□ ,35205302/□□ 4□□ □6 □□ 4)/54
/6□,□3



RUBIO MONOCOAT

Content

04	FLOORS
06	BATHROOMS
07	WORKTOPS
08	FURNITURE
09	DOORS AND STAIRS
10	COLOURS
10	MAINTENANCE/RENOVATION
11	RESISTANCE
12	EXTERIOR
14	RANGE

CROSS SECTION WOOD

I Rubio Monocoat Oil Plus

Colouring and protection by chemical bonding

Unique colours

The unique Rubio Monocoat Oil Plus pigmentation technology allows an intense and deep colouring in one single layer, without influencing the natural look and feel of the wood.

Substrate

Rubio Monocoat Oil Plus can be applied on almost any type of wood, such as veneer, MDF and HDF.

Easy to apply

see page 4-5 (floors) and page 8-9 (furniture, stairways and doors)

Easy to maintain

see page 10-11

Easy to apply another color

see page 10

CONVENTIONAL OIL

ACTION OF

VARNISHES-WAXES-OILS

Varnishes

- 2 to 3 layers with intermediate sanding in between each layer.
- Film-forming protection by means of a plastic layer on top of the wood.
- Scratches can not be locally repaired.

CROSS SECTION WOOD

I Varnishes

Film-forming protection

Traditional waxes and oils

- Colouring and protecting can not be done with the same product.
- The colour is mostly waterbased which means extra sanding.
- The wood needs to be saturated with 2 or 3 layers of oil.
- Intensive maintenance is required to preserve the protection.
- Difficult to remove.
- Starting marks and overlaps are common during application.

CROSS SECTION WOOD

I Waxes and oils

Protection by continuous saturation



WIPING OFF



PUTTING BACK FURNITURE



DAY 2

06 Wiping off all surplus product with a polishing machine within 15 to 20 minutes.

After 24-36 hours the furniture and other interior decoration can be put back in place.

OTHER METHODS OF APPLICATION


Spraygun/rollermachine

▲ **Important:** cloths saturated with Monocoat Oil Plus can combust. After usage they need to be soaked in water before disposal!

! **The product must not be diluted!**

ATTENTION!


After treatment with Rubio Monocoat Oil Plus, the floor requires 3 weeks to harden completely. During the first week, it is advisable to only clean with a vacuum cleaner or a dust mop fitted with a dry cloth. Do NOT use a damp cloth! During the second week, a damp cloth, soaked in clean water and wrung out thoroughly, can be used with due care. After 3 weeks, the floor can be maintained using maintenance products from the Rubio Monocoat range. Areas with very heavy traffic should preferably be protected for +/- one week, with a porous material, 48 hours after application of Rubio Monocoat Oil Plus. For more information about maintenance and renovation: see page 10.



Spraygun



Rollermachine



1

1


☒ ☒☒ ☒ :☒ ☒
☒ ☒ ☒ ☒☒ ! ☒





RUBIO MONOCOAT OIL PLUS

APPLICATION WORKTOPS



Rubio Monocoat Oil Plus is heat resistant!

- 01 Panel exposed to a pot of oil heated up to 300°C.
- 02 Panel exposed to a pot of oil heated up to 300°C.
- 03 Panel exposed to a pot of water heated up to 100°C.



1

00,9 /./B 533000.(, 974)53)/4/2
302(5. ,7 34)00, 74)4)2 .
/)//

/ 3 442 :/ 0 4.
25 . 4 33 / 4
449 - 43 8 0 2
2

,/74) 02 /44/2 42 /50, .54

6 4) 3-5 ,974) /4)

0 4)02 /44 49 0,00/.
2 5 4)/523 74)
0/, 4(-) 7//, /2
4)/523 74)4) 4

▲ 0 :8 54 8
! 5:- ! 65 !7 85
8554 54! 5 56 54 :
85 4 54 54

/3 5-04/- 4)9 0
3 .(00, 4/-)/

(2 2 0 2.. 8 0

0 0 3 0 2 2 - 2 9 4 .0: - /4 .. / . 0
0 2 0442 3.2 8 -02 . 4 -20 2 4 2-3/ 8/
444




RUBIO MONOCOAT OIL PLUS

APPLICATION STAIRS AND DOORS

Decorative effect

By wetting the surface of the wood with water it is possible to obtain decorative effects.

THE SURFACE HAS BEEN WET
BEFORE APPLYING RUBIO
MONOCOAT OIL PLUS



THE SURFACE HAS NOT BEEN
WET BEFORE APPLYING RUBIO
MONOCOAT OIL PLUS





5 7 2

4 5 6 7 8 9 10 11 12 13 14 15 16 17 18 19 20 21 22 23 24 25 26 27 28 29 30 31 32 33 34 35 36 37 38 39 40 41 42 43 44 45 46 47 48 49 50 51 52 53 54 55 56 57 58 59 60 61 62 63 64 65 66 67 68 69 70 71 72 73 74 75 76 77 78 79 80 81 82 83 84 85 86 87 88 89 90 91 92 93 94 95 96 97 98 99 100

! 2 3 4 5 6 7 8 9 10 11 12 13 14 15 16 17 18 19 20 21 22 23 24 25 26 27 28 29 30 31 32 33 34 35 36 37 38 39 40 41 42 43 44 45 46 47 48 49 50 51 52 53 54 55 56 57 58 59 60 61 62 63 64 65 66 67 68 69 70 71 72 73 74 75 76 77 78 79 80 81 82 83 84 85 86 87 88 89 90 91 92 93 94 95 96 97 98 99 100

4x3.2 9744)4) 4/53 0/43

./ C52 02 /242-4/ 02, 0/43

7x /-3 (5x / ./ 0/46

./ 6

- Rubio Monocoat Refresh
- Rubio Monocoat Maintenance Oil
- Rubio Monocoat LimeSpot Remover
- Rubio Monocoat Grease Remover
- Rubio Monocoat Oil Plus
- Rubio Monocoat Cleaner

Annual maintenance – depending on wear and tear

Treatment for lime spots
Treatment for grease stains

Renovation

Cleaning of raw wood and used materials




RUBIO MONOCOAT

RENOVATION

Rubio Monocoat Oil Plus














This treatment is recommended where scratches or burn marks are present, or where heavy wear is showing either in patches or large areas of the floor. It also applies if a completely new colour is desired over the entire surface area of a previously treated floor.

Please consult our Maintenance and Renovation leaflet.




RUBIO MONOCOAT

RESISTANCE

	after 1hr	after 6hrs	after 24hrs
	5	5	5
	5	5	5
	5	5	4
	5	5	5
	5	5	5
	5	4	4
	5	5	5
	4	4	4
	5	5	4
	5	4	3
	5	5	4
	5	5	5
	to be removed with acetone		

- 1. Damaging the surface and/or product is peeling off.
 - 2. Significant damage of the colour and/or the gloss.
 - 3. Average damage of the colour and/or the gloss.
 - 4. Slight damage of the colour and/or the gloss.
 - 5. No visible damage.
- Spot test**
The test has been carried out 2 months after applying Monocoat Oil Plus on an oak panel. The product has been evaluated on damaging 1 hour, 6 hours and 24 hours after the spots have been put on the panels.



1
3



1
3





RUBIO MONOCOAT
EXTERIOR OIL
WOODEN DECKINGS





3

[illegible]

50 / 1.0 / 1.0 , 1.0 1.0 1.0 F 1.0 1.0 1.0 4.3934 7) 1.0 1.0
1.0 1.0 1.0 / 1.0 1.0 1.0 7.0 1.0



ACCESSORIES AND TOOLS



1. White pad 2. Gloves 3. Cotton cloth 4. Wiper
5. Lambs wool 6. Wiper with handle 7. Applicator head
8. Paint raster 9. Brush 10. Bucket on wheels



RUBIO TRADITIONALS SINCE 1962



TEINTÉCIRE

Waterbased color patina with warm colours of the finest wood tones and a nicely patinated gloss with an antique look.

CIRANEUF

Liquid or solid beeswax based on turpentine.

BOIZANEUF

Paint stripper.

PACKAGING

The Rubio Monocoat product range is available in packaging ranging from 0,5L upto 1000L.

MUYLLE-FACON

A PASSION FOR WOODTREATMENT SINCE 1962

Muylle Facon was founded in 1906 as a manufacturer of high-quality putty and is now an important producer of waterproof products, coatings and sealers impermeable and impervious to water, and other specialties for buildings. Its first range of wood treatment products was launched in 1962:

- Teintécire:* Waterbased colorstain with warm colors, which provides a nice gloss and antique look.
- Ciraneuf:* Liquid or solid beeswax based on turpentine.
- Boizaneuf:* Paint remover.

The close collaboration between the laboratory, the sales-team and the applicators

has resulted in the development of the unique *Rubio*® **MONOCOAT** range

012008

N.V. MUYLLE - FACON S.A. - Ambachtenstraat 58 - B 8870 IZEGEM (Industriezone Abele), Belgium
Tel. +32 (0)51 30 80 54 - Fax +32 (0)51 30 99 78 - info@muyllefacon.be - www.rubiomonocoat.com